





TSUBAKI EMERSON LINIPOWER[®] JACK





Dome




<Adjusts seat elevation>



<Adjusts mound elevation>

APPLICATION SOLUTION



Medical Equipment

<Adjusts bed elevation>



Parabolic Antenna

<Adjusts antenna angles>

Linipower Jack is the result of Tsubaki Emerson's cutting-edge technology acquired through years of experience as the leading manufacturer of electro-mechanical actuators. Thoroughly tested and environmentally engineered, you can count on Linipower Jack for consistent high performance.

Linipower Jack not only contributes to the iron and steel industry, but also to various other fields such as theatre, hospital, liquid crystal and PDP technologies. Now, various applications are possible through our new selection of options.



Aircraft

<Lifts and lowers parts>

NEW LINEUP

Linipower Jacks come in a wide range of models, each with either a hypoid or servo motor. Select from various new options such as LD function for excellent low dust performance and safety caps to protect your personnel from possible injuries.



LD

Excellent for clean room operations. The use of RAYDENT® and clean grease largely reduces dust. See pg. 117 for details.



Servo Motor

See pg. 96 for details.



Hypoid Motor

See pg. 96 for details.



Safety Cap

Safety caps easily attach to shaft ends and prevent injuries.
See pg. 107 for details.

C o n t e n t s

Introduction	P5 ~ 6
Model Features	P7

Selecting Your Linipower Jack

Selecting Process	P9 ~ 10
Example	P11 ~ 12

Technical Notes

Screw Shaft Speed and Allowable Load	P13 ~ 17
Allowable Buckling Load	P18 ~ 20
Allowable Side Load	P21
Expected Travel Distance and Wear Life	P22
Technical Data (Allowable OHL and Allowable Screw Shaft rpm)	P23

JWM (Machine Screw Type)

Model Comparison Table	P25
Drawings	P26
JWM Reference Number System	P27 ~ 28
Reference Table for Standard Use	P29 ~ 30
Dimensions	P31 ~ 48
Rotation Prevention and Travel Nut Types	P49

JWB (Ball Screw Type)

Model Comparison Table	P51
Drawings	P52
JWB Reference Number System	P53 ~ 54
Reference Table for Standard Use	P55 ~ 56
Dimensions	P57 ~ 72
Rotation Prevention and Travel Nut Types	P73

JWH (High Lead Ball Screw Type)

Model Comparison Table	P75
Drawings	P76
JWH Reference Number System	P77 ~ 78
Reference Table for Standard Use	P79 ~ 80
Dimensions	P81 ~ 86
Rotation Prevention and Travel Nut Types	P87

Options

Motors	P88 ~ 96
Jack Control System	P97 ~ 98
Control Devices	P99 ~ 104
Clevis and Trunnion Adapters, Handles and Columns	P105 ~ 106
Safety Caps	P107
Bellows	P108 ~ 109

Installation and Precautions

Installation	P111 ~ 112
Maintenance and Inspection	P113
General Notes	P114
Glossary	P115

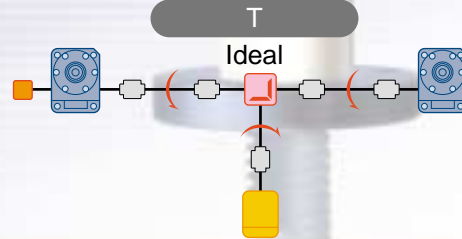
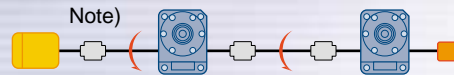
Product Information

Linipower Jack LD Type	P117
------------------------	------

LIPIPOWER JACK

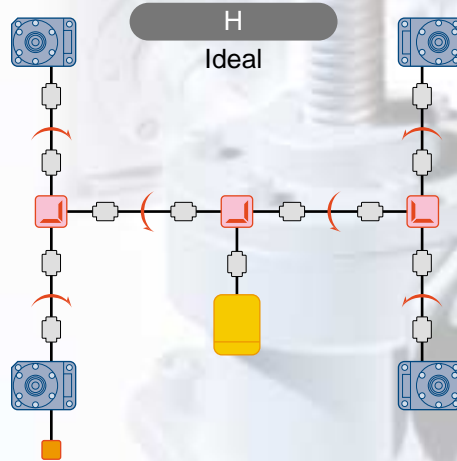
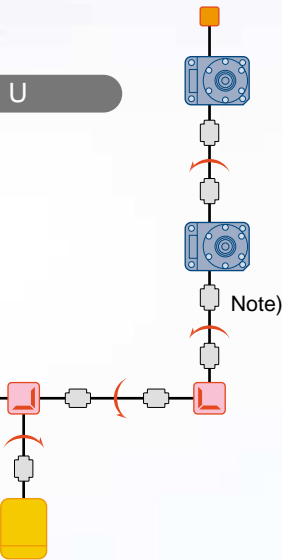
2 Jack Systems [T structure is ideal]

Straight



4 Jack Systems [H structure is ideal]

T



[Reducers]

Gearmotor



- Low noise, compact, light
- 0.1 ~ 5.5 kW
Gear ratio 1/5 ~ 1/1200
- Unique face mount (standard)
- Quiet, high performance brake.

Hypoid Motor



- Space saver
- 0.1 ~ 5.5kW
Gear ratio 1/5 ~ 1/1200
- Face or foot mounting and hollow shaft (all standard).
- Quiet, high performance brake.



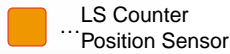
...Linipower Jack



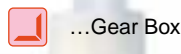
...Drive Source



...Coupling



LS Counter
Position Sensor



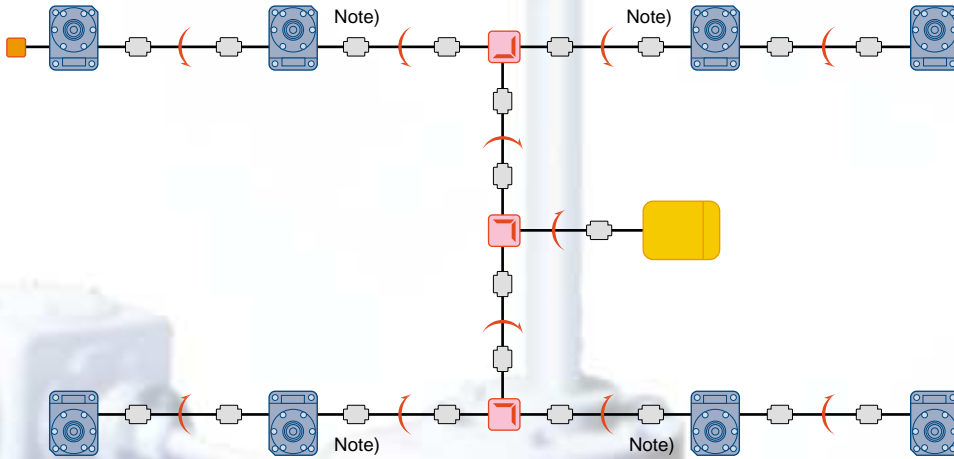
...Gear Box

Jacks lift as rotational input is applied in the direction of each arrow.

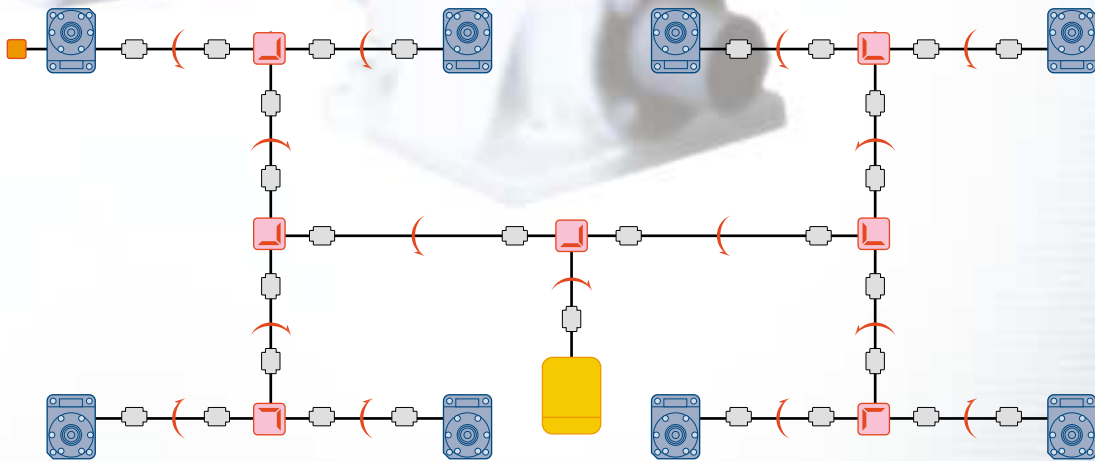
Note) Consider allowable input torque when driving in series.

8 Jack Systems [2H structure is ideal]

H



2H



[Gear Boxes]

Miter Gear Box



- Gear ratio 1 : 1 size 10
- Gear ratio 1.5 : 1 size 5
- Gear ratio 2 : 1 size 9
- Gear ratio 2.5 : 1 size 5
- Gear ratio 3 : 1 size 5
- Enhanced performance by new AGMA standards.
- Wide variation of models.
- High reliability

Contact Tsubaki Emerson for protective devices such as shock relays, torque limiters, and guards and variators such as servo motors.


[Couplings]

Emer Flex Coupling



- Torque range : 2.9 ~ 176400 N·m
- Bore diameter range : 5 ~ 289 mm
- No backlash, high efficiency and servo motor compatible.
- Requires less maintenance and no lubrication.
- Long life.
- Long Spacer Types requiring no bearings available.

Jaw Flex Coupling



- Compact, light
- Simple
- Easy to un/install

LIPOWER JACK

Model Features



JWM (Machine Screw Type)

Low Speed, Low Frequency

JWM (Machine Screw Type) is a standard model, suitable for low speed, low frequency operations. Major components include trapezoidal screw and high precision worm gear.

1. Economical

Simple, compact and affordable.

2. Low Speed, Low Frequency

The unique sliding motion of trapezoidal screw provides smooth and consistent low speed, suitable for low frequency operations.

3. Load

Self-lock feature maintains load without the hassle of installing a brake unit.

* Self-lock may not be effective where vibration or shock is present. In this case, install a brake unit.



JWB (Ball Screw Type)

High Speed, High Frequency

JWB (Ball Screw Type) is a highly efficient jack for high speed, high frequency operations. Major components include accurate ball screw and high precision worm gear.

1. High Efficiency

JWB's ball screw generates high efficiency and its compact drive unit produces high power.

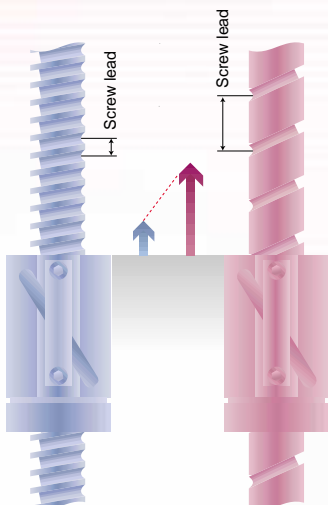
2. High Speed

Compared to the JWM, its high efficiency allows easier high speed drive.

3. Extended Life

Long and predictable ball screw life.

*Self-lock is not provided. Must install a brake unit.



JWH (High Lead Ball Screw Type)

Super High Speed, High Frequency

Depending on the high lead ball screw used, the screw shaft speed can exceed that of a JWB by up to 4 times at the same input shaft rpm.

1. Super High Speed

Effective high lead screw allows maximum screw shaft speed of 7.5m/min.

2. Quiet Operation

JWH (High Lead Ball Screw Type) requires less input rpm at its drive and reducer units to run at the same speed of JWB (Ball Screw Type), resulting in considerably quiet operation.

*Self-lock is not provided. Must install a brake unit.